

# 2009 Fall Student Computer Survey

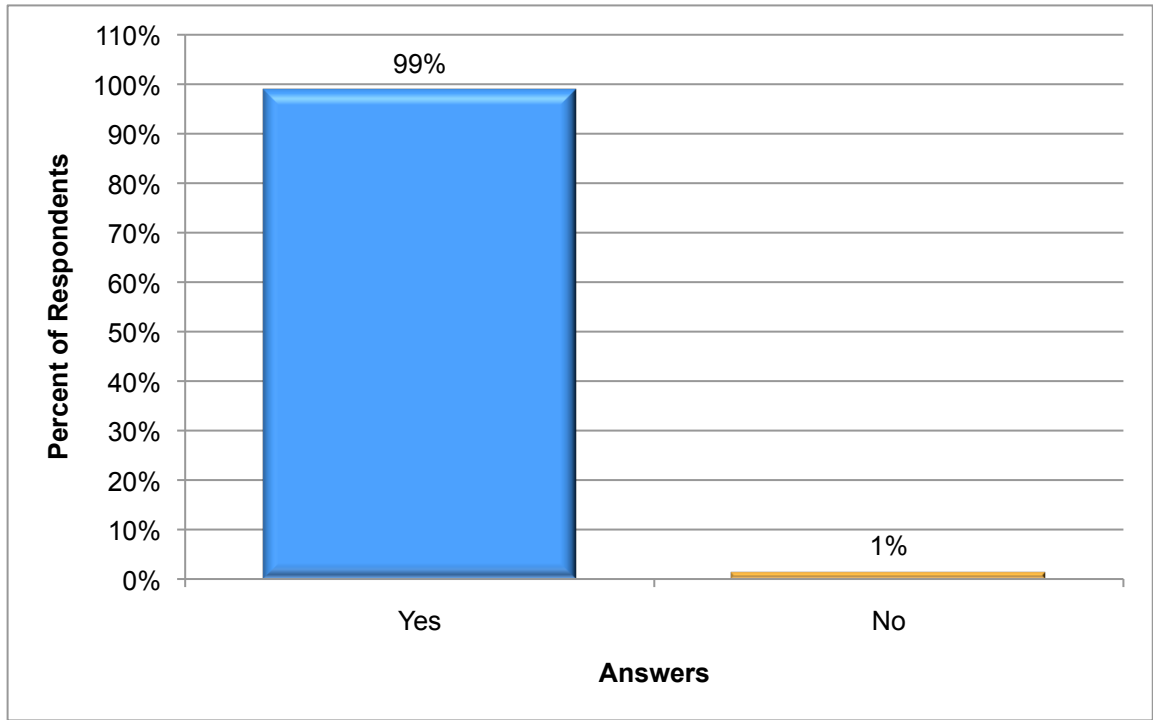
## Summary Report

Monday, December 07, 2009

### 1. Do you own a computer?

Response Rate: 100% (N=953) Question Type: Choose one

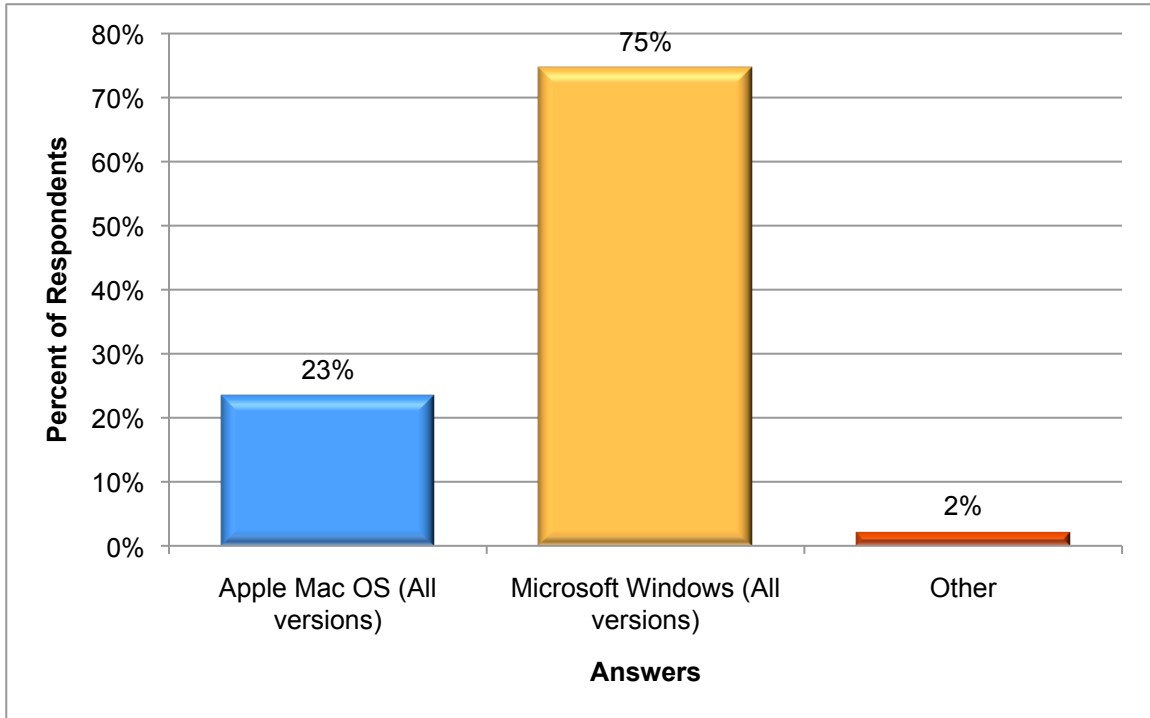
Yes	941	99%
No	12	1%
Total Responses		953



2. What operating system does your primary computer run?

Response Rate: 98% (N=934) Question Type: Choose one

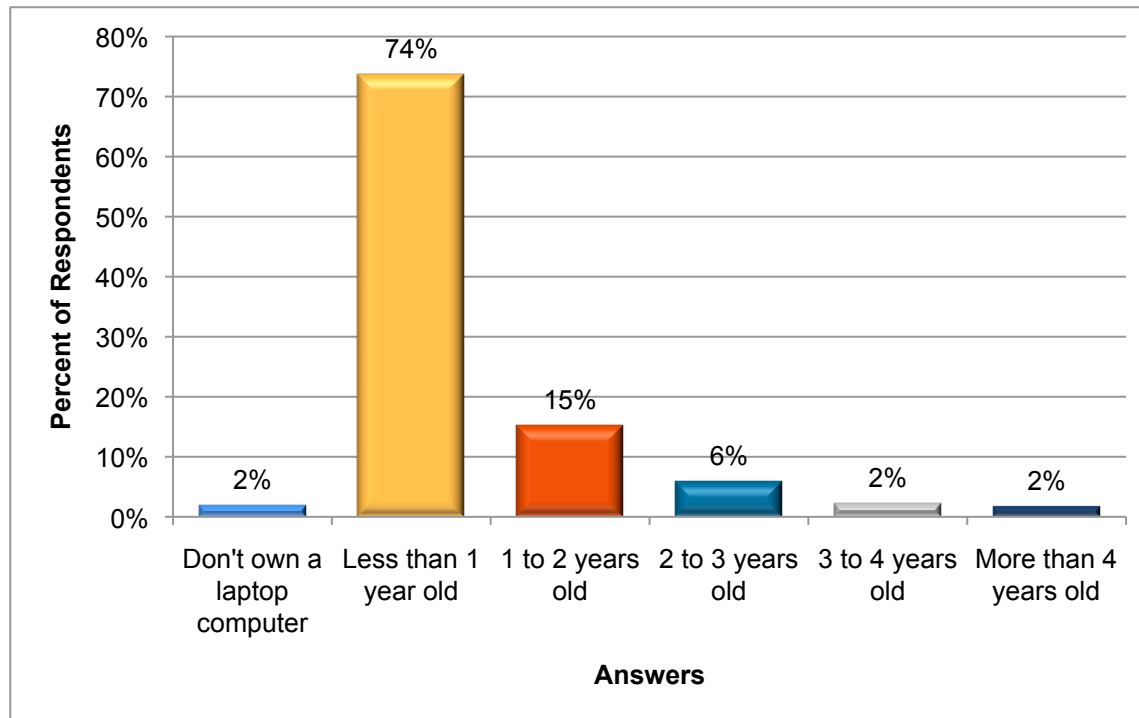
Apple Mac OS (All versions)	218	23%
Microsoft Windows (All versions)	697	75%
Other	19	2%
Total Responses		934



### 3. How old is your newest personal laptop computer?

Response Rate: 98% (N=935) Question Type: Choose one

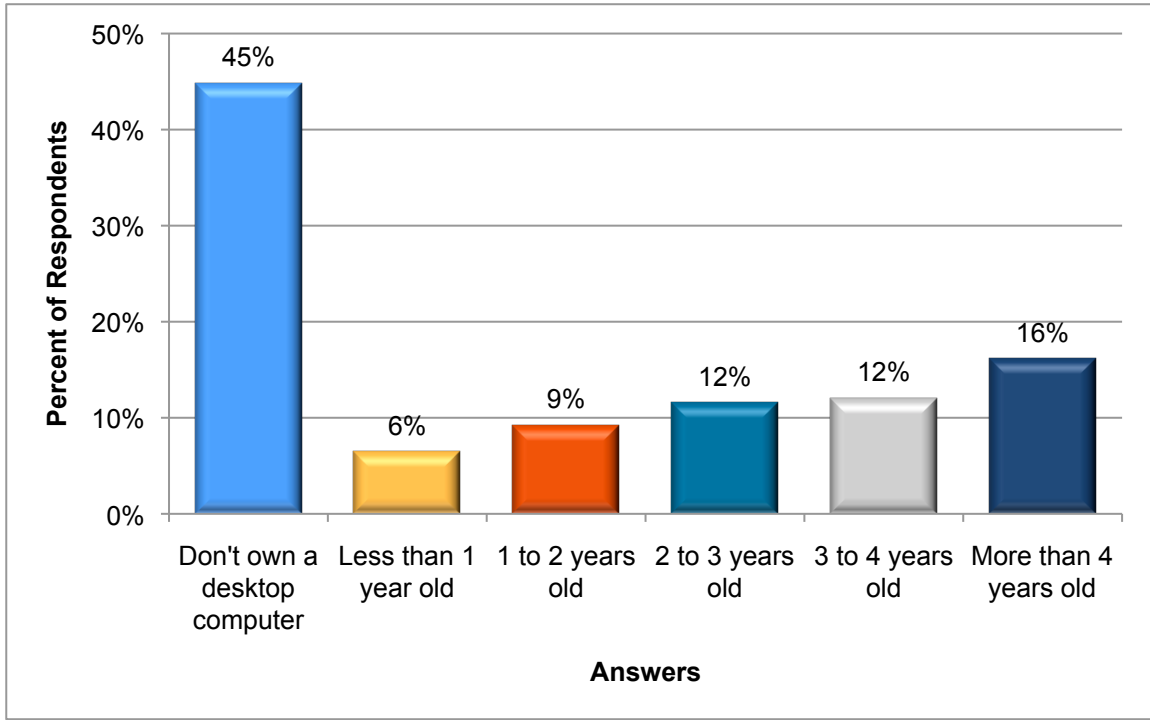
Don't own a laptop computer	17	2%
Less than 1 year old	688	74%
1 to 2 years old	141	15%
2 to 3 years old	54	6%
3 to 4 years old	20	2%
More than 4 years old	15	2%
<b>Total Responses</b>	<b>935</b>	



4. How old is your newest personal desktop computer?

Response Rate: 98% (N=935) Question Type: Choose one

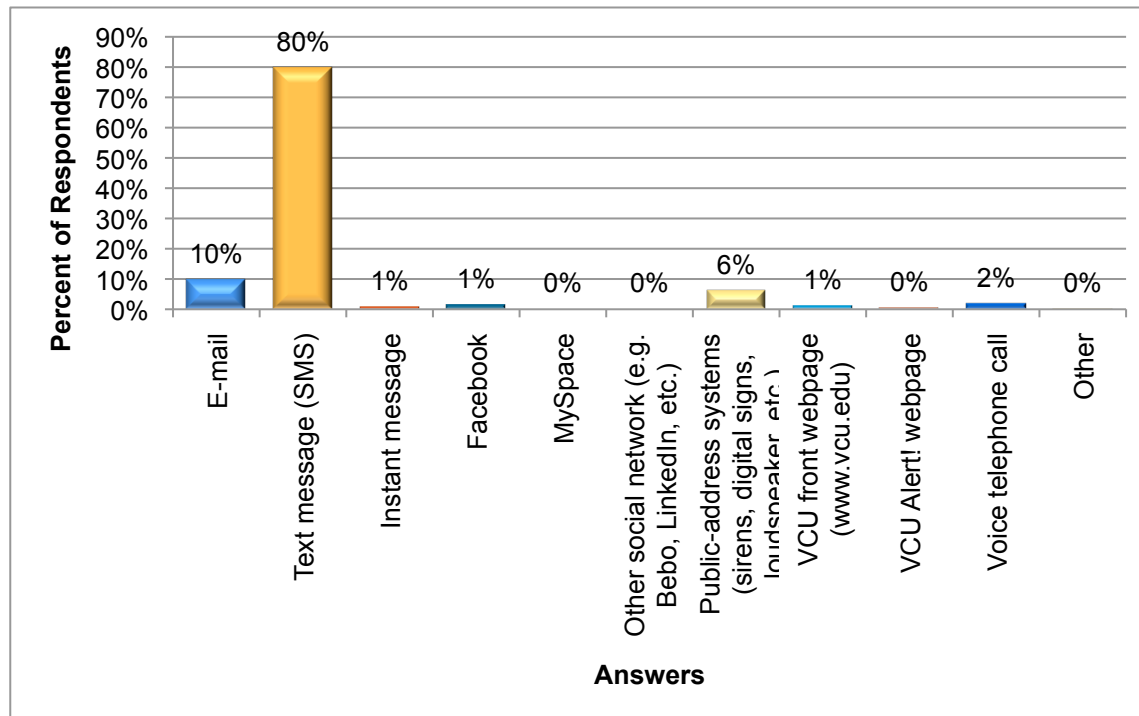
Don't own a desktop computer	419	45%
Less than 1 year old	60	6%
1 to 2 years old	86	9%
2 to 3 years old	108	12%
3 to 4 years old	112	12%
More than 4 years old	150	16%
Total Responses	935	



## 5. How should VCU first notify you of a campus emergency? (Select only one.)

Response Rate: 99% (N=943) Question Type: Choose one

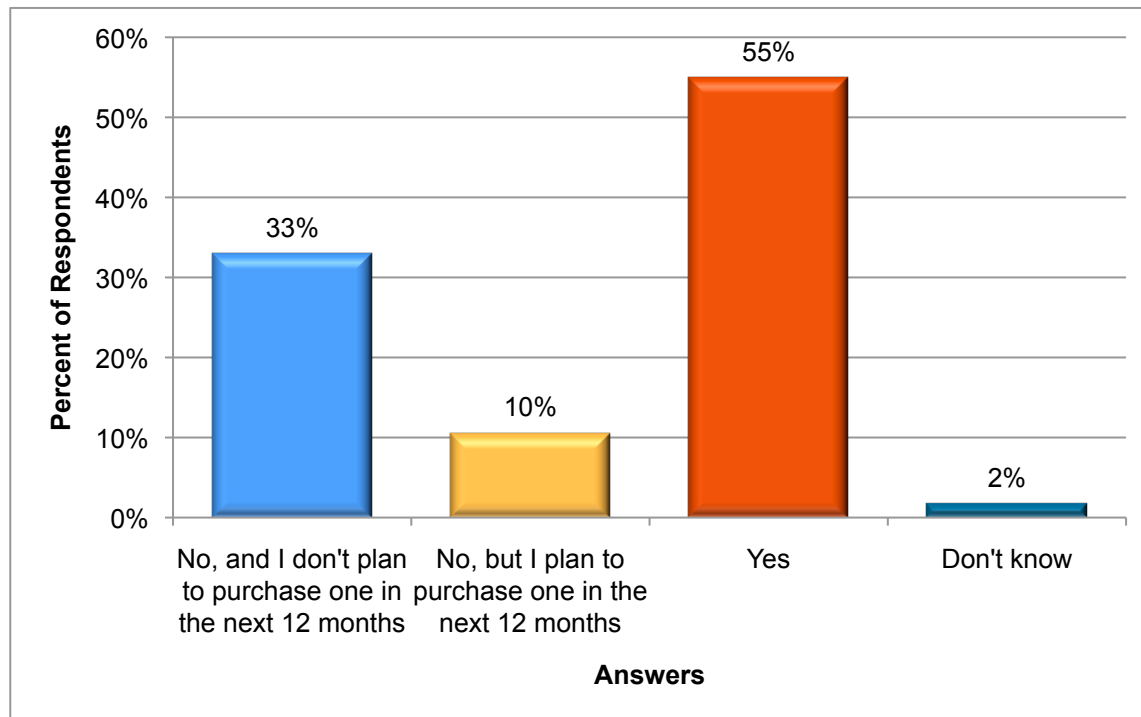
E-mail	90	10%
Text message (SMS)	750	80%
Instant message	5	1%
Facebook	12	1%
MySpace	0	0%
Other social network (e.g. Bebo, LinkedIn, etc.)	0	0%
Public-address systems (sirens, digital signs, loudspeaker, etc.)	57	6%
VCU front webpage (www.vcu.edu)	9	1%
VCU Alert! webpage	3	0%
Voice telephone call	16	2%
Other	1	0%
<b>Total Responses</b>	<b>943</b>	



**6. Do you own a handheld device that is capable of accessing the Internet (whether or not you use that capability)? Examples include iPhone, Treo, BlackBerry, other Internet-capable cell phone, iPod touch, PDA, Pocket PC, etc.**

**Response Rate: 99% (N=943) Question Type: Choose one**

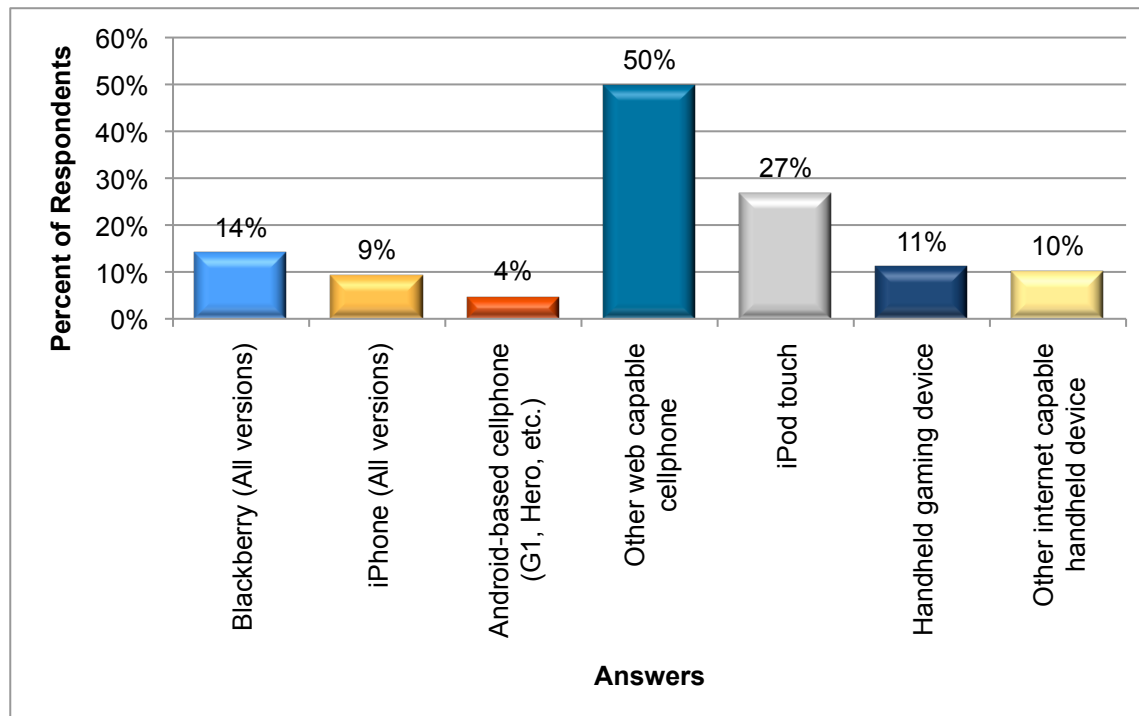
No, and I don't plan to purchase one in the next 12 months	310	33%
No, but I plan to purchase one in the next 12 months	99	10%
Yes	518	55%
Don't know	16	2%
<b>Total Responses</b>	<b>943</b>	



## 7. Please tell us about the devices you own:

Response Rate: 56% (N=534) Question Type: Choose many

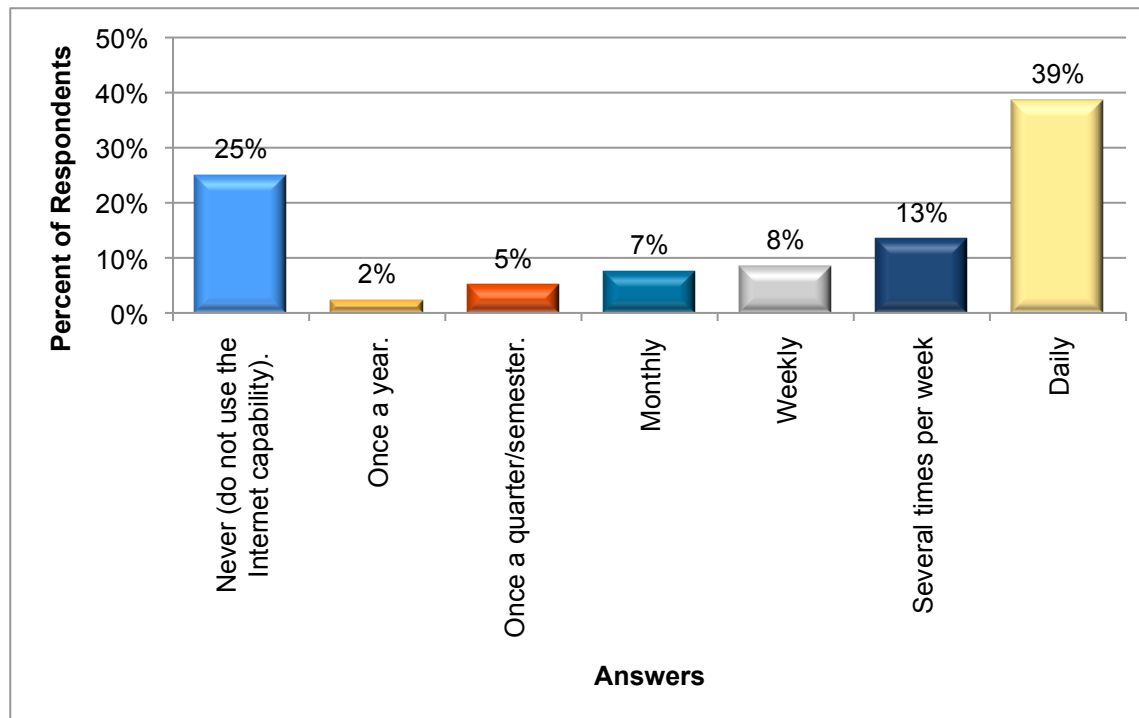
Blackberry (All versions)	74	14%
iPhone (All versions)	48	9%
Android-based cellphone (G1, Hero, etc.)	24	4%
Other web capable cellphone	265	50%
iPod touch	142	27%
Handheld gaming device	58	11%
Other internet capable handheld device	53	10%
<b>Total Responses</b>	<b>664</b>	



## 8. How often do you use the Internet from your handheld device?

Response Rate: 56% (N=534) Question Type: Choose one

Never (do not use the Internet capability).	133	25%
Once a year.	12	2%
Once a quarter/semester.	27	5%
Monthly	40	7%
Weekly	45	8%
Several times per week	71	13%
Daily	206	39%
<b>Total Responses</b>	<b>534</b>	

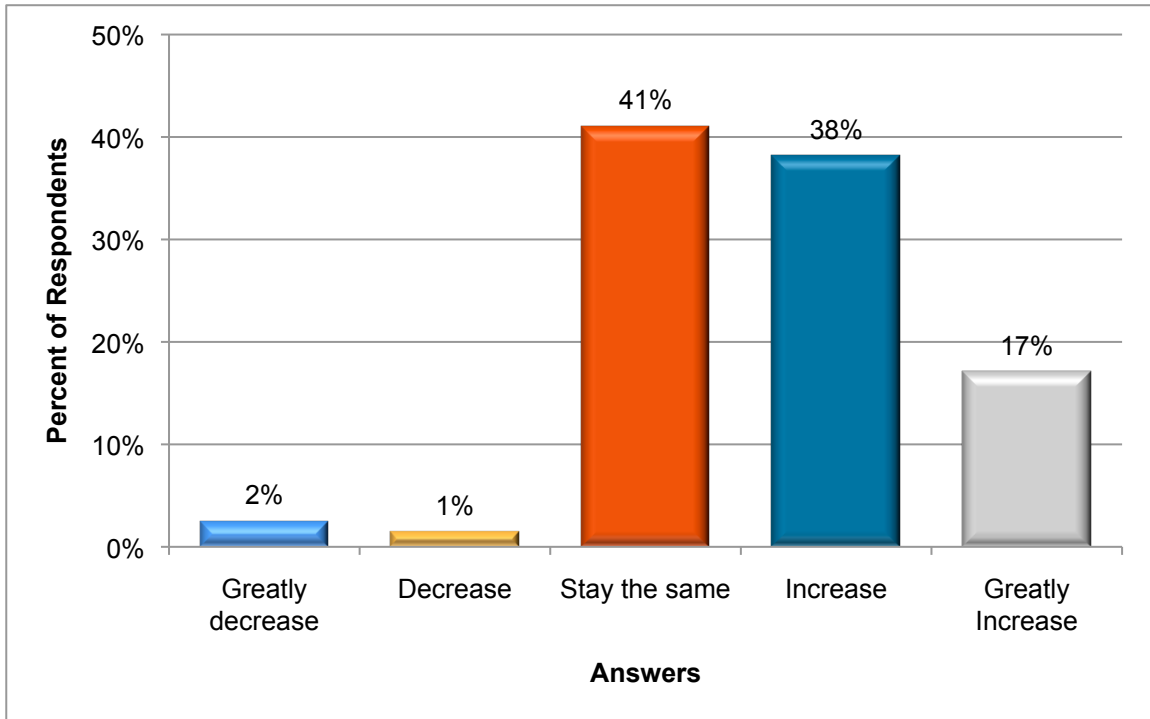




9. In the next three years, I expect my use of the Internet from a handheld will:

Response Rate: 99% (N=939) Question Type: Choose one

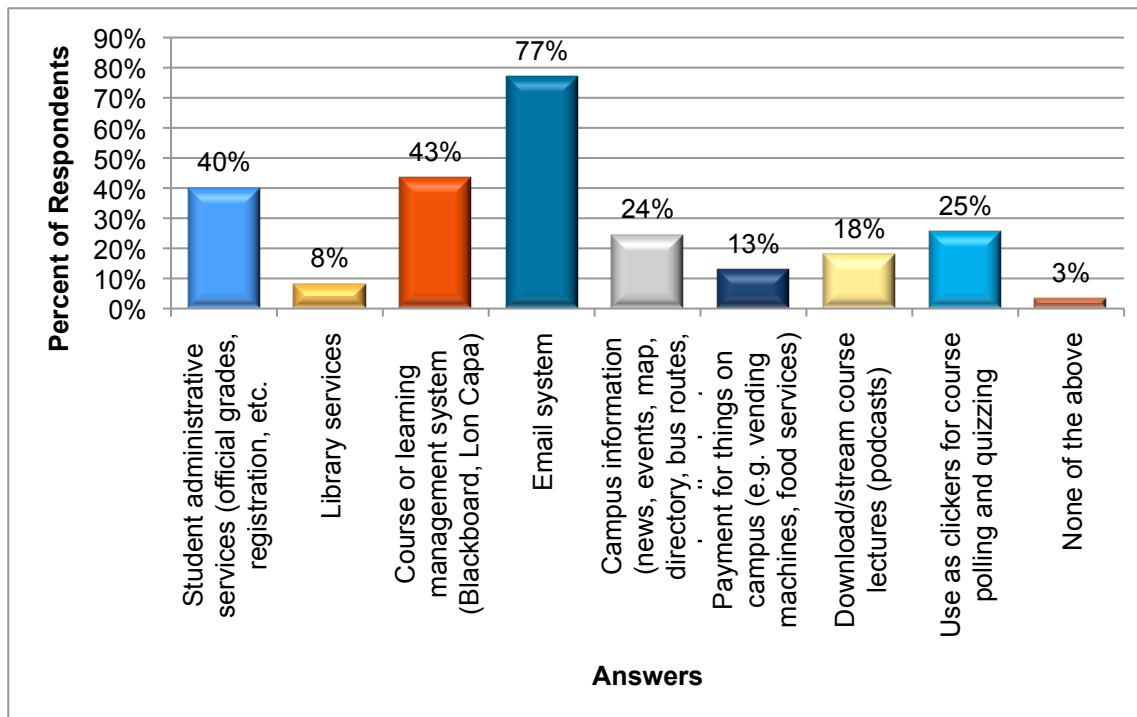
Greatly decrease	23	2%
Decrease	13	1%
Stay the same	385	41%
Increase	358	38%
Greatly Increase	160	17%
Total Responses		939



## 10. Which of your VCU's IT services would you be most likely to use if they were available on your handheld Internet device? Check up to 3.

Response Rate: 99% (N=939) Question Type: Choose many

Student administrative services (official grades, registration, etc.	374	40%
Library services	74	8%
Course or learning management system (Blackboard, Lon Capa)	406	43%
Email system	722	77%
Campus information (news, events, map, directory, bus routes, handbook, etc.	227	24%
Payment for things on campus (e.g. vending machines, food services)	120	13%
Download/stream course lectures (podcasts)	167	18%
Use as clickers for course polling and quizzing	238	25%
None of the above	30	3%
<b>Total Responses</b>	<b>2358</b>	



## 11. What keeps you from using the Internet, or using it more often, from a handheld device? Check up to 3.

Response Rate: 97% (N=925) Question Type: Choose many

Plenty of other ways to access the Internet	329	36%
No compelling reason to access the Internet	105	11%
Cost of handheld device	312	34%
Cost of data service	341	37%
Device usability issues (small screen, keyboard, etc.)	225	24%
Inadequate battery life	139	15%
Limited access to the network (e.g., hot spots, wireless carrier coverage)	157	17%
Network connection too slow	253	27%
Lack of applications that are useful to me	55	6%
Cost of applications that are useful to me	73	8%
Concern about the security/privacy problems of mobile technology	36	4%
Concern about the potential health problems of mobile technology	5	1%
Other	43	5%
<b>Total Responses</b>	<b>2073</b>	

